

Women Of the West

QUILTERS

<http://www.wowquiltguild.com>

AUGUST 2013

AUGUST PROGRAM Monday, August 26th, 2013 @ 7 p.m.

Sophie Collier, an award winning quilter, will be our speaker for August. The topic is "Quilting the Quilt". Also if you are a long arm quilter you are welcome to bring along your business cards and samples of your work.

President's Column



Hello Quilters:

This month I'd like to talk about volunteerism. When I came to my first WOW meetings back in '02 or so, I didn't know anyone – and no one spoke to me. Then, a couple meetings later, the President asked for volunteers and when the newsletter position came up and I saw that no one raised their hand – I very timidly raised my hand and said I would do it. Well, suddenly, I knew what was happening in the guild, who was doing what, and more importantly, people had to talk to me! Now these ten years later, I have been a volunteer nearly every year for positions including Newsletter Editor (like 4 or 5 years – I really loved it!), Block of the Month Coordinator (that was fun!), Vice President – which is the title and role of our program coordinator, and finally, President. I know at least 50% of the membership by name and another 40% by face. It's a good feeling to be part of a group; it's a very human need and our little guild of quilters helps us fill that need. So, if you think of volunteering for a position as something that you will receive – instead of time & energy that you will give, it makes it a win/win for everyone.

Perhaps you have some ideas for the kinds of programs that you would like to see at our guild. Then, grab a friend and volunteer to plan programs for next year. There's a nice healthy budget for programs that allows you to cast a wider net for people & quilt styles that you may be interested in hearing & seeing. Maybe you'd like to fly someone, whose books you've admired, in for a program. In the past the Vice President/Program Coordinator advanced to President, but, in recent years, some folks just wanted to do one position or the other.

Do you have skills or aptitude for numbers and are shy about getting up in front of people? Perhaps being the Treasurer is a position that you could do. It is a critical behind-the-scenes position that we cannot operate without!

Meeting and greeting the members at each meeting is a big part of the Membership Committee role. Also keeping the spreadsheet of members up to date, so some rudimentary Excel skills are helpful here, but trust these can be learned easily as well.

Shawn Taylor has volunteered for something each year since she joined our guild and I'm so pleased that she is a candidate for the President's position for next year. Angela Coleman is our current Secretary (as well as Newsletter Editor) and she will be leading the Nominating Committee to fill board and committee positions for next year. So, if you get a call from someone on the Nominating Committee about a position, know that they have identified you as a good candidate for that role, please consider giving them a positive response. If there's a position that you would like to volunteer for, please feel free to call or email Angela and express your interest.

Hopefully, we'll have a full slate of board and committee people for publication in the September newsletter. Remember, voting is in October for next year! Thanks for your consideration in this matter.

Happy Quilting,

Lori Allison, President



AUGUST GUEST SPEAKER

Sophie Collier is an award winning quilter, educator, pattern designer and author. Her passion for sewing began as a young girl, making doll clothes. She purchased her long arm machine in 1997 and has made quilting her career. Today, Sophie's desire is to share the knowledge and skills she has gleaned over the years and to share the joy of creativity with others quilters.

Elaine Franks, Vice President

2013 - Round Robin Medallion Quilt

Third Round: The third border does not need to be symmetrical in shape, color, or style. It can be plain, pieced, embroidered, or appliquéd, etc. Once completed, place the finished work in its bag and return it to the **August WOW guild meeting**.

Final Step: After a piece has traveled through 3 rounds; its rotation will be complete. At that time, it will be shared at the August WOW guild meeting and then returned to you. We would love to see your medallion quilt after it has been quilted. If you are interested in entering your quilt in the WOW Fall Quilt show, please contact the WOW Quilt Committee. **Important:** This is a "blind" round robin. Please do not share what you are doing with any other guild member so that the final quilt top will be a surprise for the participants. The skill levels and interests of the participants will vary so this is a wonderful opportunity for you to use "orphan" fabrics and to try new techniques. You may also choose to donate the top or completed quilt to the guild's Community Outreach group.

Questions

If you have any questions please contact Renelle Kunau at 612-968-2262 or wkunau@comcast.net.

Quilt Show/ Raffle Quilt -

Title: "Pieces of Our Lives" Consistent title and reusable signage.

Venue: Plymouth Creek Center

Date: October 12th, 2013, October 11th we will set up.

Quilt Categories: Applique, Pieced, Best use of stars, Art/Contemporary - 1st \$75, 2nd \$50, 3rd \$25
Raffle Quilt: Postcards and tickets are available. Please see Brenda Dunlavy.

Distribution of proceeds: Meals on Wheels, Damascus Way and Quilts of Valor.

Speakers: **Gudrun Gisladottir** and **Paige Johnson** with 'Quilts of Valor'.

Boutique: **STILL NEED DONATIONS!!** Don't forget the 9 1/2" block challenge with a food theme to be available in the boutique.

Special Exhibits: WOW Challenge and Workshops, Hide and Seek Stars (for information contact Janna Laumann (763) 416-0158) Where in the World we donate, children's quilts and Community Service.

Volunteers: Contact Patty Morris at (701) 226-3137.

Quilt Registration: **On-line registration is located on the WOW web site:**

www.wowquiltguild.com/QuiltShow. Once you hit the submit button it will take you to the home page. You will receive a confirmation of your registration via email within 24 hrs. There is also available for those of you that prefer mail-in registration to download the mail-in form.

Quilt Drop Off – Make It Sew & Four Seasons Oct 10th or 'til noon by noon on Friday before at Plymouth Community Center.

Vendors: Eleven signed up, potential 12th in the works. Contact Lisa Olson (763) 559-9638, if you or someone you know would be interested.

We are in a very good position and it has been a joy working with the Quilt Show Committee.

Thanks, Patti Murrin/ Julie Harstad

2013 WOW Quilt Retreat –

When: Sept. 19th (2:00pm) thru Sept. 22nd (4:00pm)

Where: Green Lake Bible Camp, 9916 Lake Avenue South, Spicer MN

Cost: \$189.00, **Deposit** of \$90.00 due by July 31st

Final Payment of \$99.00 due by August 31st

Save the dates, sign-up, and join your fellow quilting friends at this year's WOW Quilt Retreat. Price includes 3 nights lodging, and 8 meals.

There will be lots of time for quilting, socializing, and shopping at area quilt shops in if you so choose. We will offer the opportunity for a "mystery quilt" as well as making as few or as many of the "friendship star" blocks as you want – we will draw for a winner on Sunday –

winner gets all the blocks. And to make the weekend interesting, we will have drawings throughout the Retreat for door prizes and a grand prize drawing on the last day of the Retreat. **Don't wait, call one of us now and sign up!**

If you have already signed up and will not be at the July WOW Meeting, please mail your deposit of \$90 to: Nancy Erbst, 29530 131st Street, Princeton, MN 55371

Retreat Coordinators: **Nancy Erbst:** 612-965-5664

Mary-Inman Forbes: 763-559-0703, **Linda Lindholm:** 612-735-5849

Block of The Month

The block of the month for August is the "Amish Star" block, finished size 12". Worksheet is attached to this newsletter. There will be a few paper copies available at the August meeting for January – September blocks.

Linda Waterman, Block of Month

Small Groups

Maple Grove Senior Quilters meets at **Maple Grove Community Center**, 12951 Weaver Lake Rd., Maple Grove, 1st & 3rd Wed. each month, 9am – 2pm.

Community Service

We have received 30 placemats so far for Meals on Wheels so we could use lots more.

I'd like to thank the ladies for all they have done so far this year. I would encourage each one to do something for some organization even if it isn't WOW. I think we are better people when we reach out to others who might need a bit of encouragement. As quilters we can really make a difference in our world.

*God bless your day,
Nancy*

Guild Meeting Notes for July 22, 2013

- Lori opened the meeting and welcomed the two guest and five new members.

- Nancy Erbst, retreat committee member, gave details for the retreat this year (see page 2, col. 2, of this newsletter)

- Quilt Show & Raffle Quilt committee members gave a report of the status of the show (details in this newsletter)

- A reminder for the project for the boutique, a 9 1/2" block, pieced or applique, food theme. **Fabric of your choice.**

- Block of the Month was shown. August's block is Amish Star. Worksheet is in newsletter.
- Renelle spoke about the Round Robin Medallion project. Details are on page 2 of this newsletter. Projects were exchanged between participants.
- Community Service projects, winter holiday placemats for 'Meals on Wheels', are due by August meeting. Our guild goal is two placemats per member.
- Door prizes were handed out.
- Birthday Club brought in \$77.00 AWESOME!!
- Show & Share had sixteen projects.
- Guest speaker, John Giordano spoke about the sewing machine industry and the quality of several different machines. He also showed two quilts made from Pendleton wool plaid shirts. Several quilters stayed to further consult John about their machines. John has working/consulting hours at Gratz Sewing on Wednesdays.
- Meeting adjourned.

Angela Coleman, Secretary

Monthly Program Schedule July – Dec. 2013

August - Sophie Collier "Quilting the Quilt"

September – Celine Perkins of Perkins Dry Goods

October – Debbie Bowles of Maple Island Designs

November – Susan Fetter Ward "Common Bias Quilting". Workshop scheduled for Saturday prior at Four Seasons Quilt Shop.

December – Christmas meeting – possibly snow dyeing fabric.

Community Events

Quilt Expo – Sept. 5-7th, 2013 Madison, WI –At the exhibition hall at the Alliant Energy Center – national vendors shopping, lectures, workshops, Nancy Zieman personal appearance, quilt completion. More info. at wiquiltexpo.com.

Minnesota Charms Quilt Show – Oct/ 3-5, 2013 – Black Bear Casino, Carlton, MN - Daily admission \$5. More info. www.minnesotacharmsquiltshow.com.

Quilt Auction – School Sisters of Norte Dame –Sat., Oct 26th, 2013 11 am – 12:30 pm review, 1pm auction. Quilt donation deadline Friday, Sept. 13, 2013. For more info. 507-389-4231 or missionadv@ssndcp.org

Original Sewing Quilt Expo, Minneapolis, MN – Nov. 7-9th, 2013 – Minneapolis Marriott Northwest 10am – 6pm Thurs. & Fri., 10am – 5:30pm Sat. Daily Admission. \$10. More info. www.sewingexpo.com

SHOW & SHARE



Renelle Kunau's leaf table runner



Shawn Taylor's "Island Chain" Quilt



Pat Faue "Irish Chain" quilt in blacks, grays, and whites.



Shawn Taylor's "Iris" quilt



One of Mary Havisto's lovely 30's fabric baby quilts



Jen Rose's "One Block Wonder" quilt




Elaine Frank's "Road Trip North" quilt



Carol Fisher's "Puzzle Q" quilt

Show & Share Cont.



Linda Baule's baby quilt.



Suzanne Nelson's "Carpenter's Star" quilt



Chris Huesers' "Sisters Star" quilt.



A vintage "Sunbonnet" saved by Karen VanBeusekom



Carol Henderson's quilt using Gudrun Gisladdottir's blocks

Don't let your
fear of
failing
triumph over
the joy of
participating.

Marilyn Monroe

Amish Star

Skill Level BEGINNER

Finished Size 12" x 12"

Download Instructions: [Click here](#) to download a .pdf with these block instructions. (Problems downloading our .pdf? [Click here](#) for troubleshooting tips.)

Cutting Instructions

Gold print

- ... 4 squares $2\frac{7}{8}$ " x $2\frac{7}{8}$ "
- ... 8 squares $2\frac{1}{2}$ " x $2\frac{1}{2}$ "
- ... 4 rectangles $2\frac{1}{2}$ " x $4\frac{1}{2}$ "
- ... 1 square $4\frac{1}{2}$ " x $4\frac{1}{2}$ "

Navy solid

- ... 8 squares $2\frac{1}{2}$ " x $2\frac{1}{2}$ "
- ... 4 squares $2\frac{7}{8}$ " x $2\frac{7}{8}$ "
- ... 4 rectangles $2\frac{1}{2}$ " x $4\frac{1}{2}$ "



Assembly Instructions

Step 1. On wrong side of $2\frac{7}{8}$ " gold print fabric, draw diagonal line with the marking tool of your choice. Layer square with $2\frac{7}{8}$ " navy square, right sides together. Sew $\frac{1}{4}$ " seam on each side of marked line; cut apart on marked line. Press open to make pieced squares (**Diagram I**). Make 8 pieced-squares.

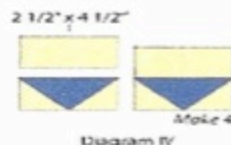
Step 2. Using **Diagram II** as a placement guide, sew 2 pieced squares to 2 navy $2\frac{1}{2}$ " squares. Make 4 total.



Step 3. Draw diagonal line on wrong side of gold print $2\frac{1}{2}$ " square. Referring to **Diagram III**, place marked square on navy rectangle, right sides together, aligning raw edges. Stitch on drawn line; trim away and discard excess fabric. Press open. Repeat on opposite end to make pieced rectangle. Make 4.

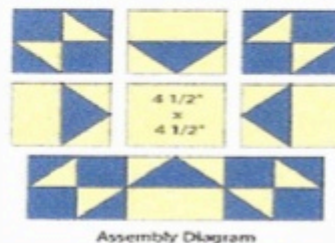


Step 4. Using **Diagram IV** as a guide, sew pieced rectangle to gold print rectangle. Make 4.



Step 5. Using **Assembly Diagram** as placement guide, sew units together to

make rows. Sew rows together to make Amish Star Block.



Women Of the West

QUILTERS

P.O. Box 46222, Plymouth, MN 55447

✓ AUGUST CHECKLIST:

- Block of the month
- Your Nametag
- Birthday Club Donations
- Show and Share
- Community Service projects or donations.
- Boutique Donations
- Free books, magazine and fabric to share

The *Women of the West Quilt Guild* was organized in December of 1997 to encourage and support all levels of quilters. The guild offers education, programs, fellowship, communication and community service while providing a place to be among people that share the same interest of the art of quilting. Meetings are held the 4th Monday monthly at 7 p.m. at the Medina Entertainment Center. If there is a conflict with a holiday, another night will be scheduled. The Medina Entertainment Center is on Highway 55 in Medina.

★WOW 2013 Officers & Committee Chairs★

President	Lori Allison	952-426-9836	lba0718@hotmail.com
Vice President	Elaine Franks	763-843-0964	esfranks101@gmail.com
Treasurer	Janet Balej	763-571-1975	jbalej@netzero.com
Secretary	Angela Coleman	612-219-1118	angela_coleman@yahoo.com
Birthday Club	Lyla West	763-537-4079	lyla@lakedalelink.net
	Bev Romfo	763-550-1470	gbromfo@hotmail.com
Block of the Month	Linda Waterman	763-273-4598	lindawaterman1@gmail.com
Community Service	Nancy Miller	763-424-4740	nancy_miller@comcast.net
	Maple Grove Sr. Quilters		
Membership	Sherry Niles	952-546-8850	sherrydniles@yahoo.com
	Diane Juul	762-550-0858	hrdmj@earthlink.net
	Betsy Bahn	763-422-8184	ebahn@comcast.net
Newsletter Editor	Angela Coleman	612-219-1118	angela_coleman@yahoo.com
Assistant Editor	Carol Fisher	612-588-8698	Crazyqq98@aol.com
Secret Sisters	Luanne Palmer	952-938-4814	luannepal99@gmail.com
	Linda Baule	952-938-5634	ANGEL755@aol.com
Small Group Coord	Carole Olson	763-544-7130	carole_olson@msn.com
Activities Coordinator	Renelle Kunau	763-473-5432	wkunau@comcast.net
Resolution Quilts	Sharon Peterson	303-775-1796	smp1951@hotmail.com
	Cindy Stenson	612-236-6800	eyore1861@yahoo.com
Sunshine & Shadows	Gail Mooers	952-938-0617	glmooers@gmail.com
Web Mistress	LuAnn Sing	952-472-0825	lmsing54@mchsi.com
Retreat Coordinators	Nancy Erbst	763-389-3719	nancy@erbst.org
	Linda Lynholm	612-735-5849	linda.lindholm@honeywell.com
	Mary Inman Forbes	763-559-0703	mf@jayscompany.com
Quilt Show Coord.	Julie Harstad	612-701-4192	julie@harstads.biz
	Patti Marrin	952-881-2231	p.m.quiltdesign@gmail.com
	Shawn Taylor	612-581-8236	sewluv2quilt@gmail.com